

## SYM DRG 160 Features

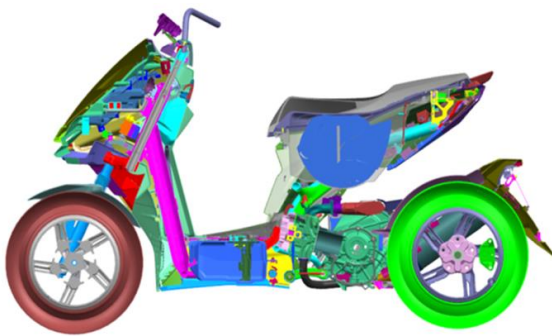


### DESIGN CONCEPT - ART FUSION

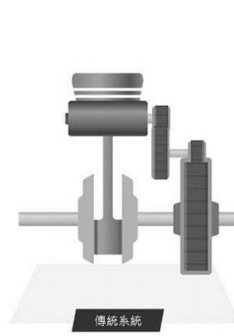
The fusion of East and West refers to the integration of the Eastern art culture with the diversity of Western design elements. The DRG derives from the Italian Dragon. It is based on speed and strength. The dragon is the symbol; combining art and function very closely with unique Italian fashion design. The designer adopts the concept of ART FUSION, incorporating the design theory and functional technology into the machines projector headlights, honeycomb tail lights, integrated positioning lights, directional indicators and the short race-developed exhaust system. The compact integrated body, single-sided swing arm and mono shock rear suspension demonstrate the quality and craftsmanship visible from every angle of the DRG 160

### NEW TECHNOLOGY with high performance

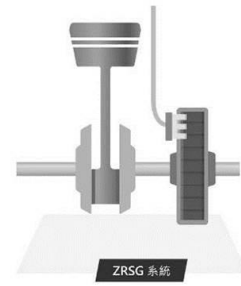
- New Gen 158cc Liquid Cooled Engine
- ZRSG – Zero Resistance Starter Generator
- ALEH - Anti-Lift Engine Hanger System
- ECO Friendly Start-Stop System



ALEH



傳統系統



ZRSG 系統

ZRSG

The DRG is equipped with SYM's state of the art anti lift engine hanger (ALEH) and Zero Resistance Starter Generator (ZRSG).

With balanced frame design, ALEH does not give discomfort of the rider when accelerating. It also increases the stability of the rider at high speed and while cornering. The DRG is based on ALEH and compact structure. The body length and weight are reduced. Fuel consumption and handling performance is improved. The overall weight of the DRG 160 is reduced to a slender 135kg.

ZRSG equipped with the idling stop system. After three seconds of idling, the engine automatically shuts off and remains in standby mode. On re-application of the throttle, the brushless engine instantly reignites and drives off the line without lag.



### *Dimensions*

Length x Width x Height (mm)	1994 x 741 x 1135 mm
Wheel Base (mm)	1380 mm
Curb Weight	135 kg
Front Suspension	Telescope fork
Rear Suspension	Single-sided Mono-shock
Front/Rear Rim Material	Aluminium/Aluminium
Front Tire Dimensions	120 / 70 - 13
Rear Tire Dimensions	130 / 70 - 13
Front Brakes Type/Diameter	Disk Ø 260mm + ABS
Rear Brakes Type/Diameter	Disc Ø 230 mm + ABS
Fuel Capacity	7.4 L
Seat Height (mm)	803 mm

### *Power System*

Emissions Standard	Euro 5
Engine Type/Cylinder	4-stroke engine, single cylinder
Displacement	158cc
Fuel System	EFI
Max. Horsepower	10.9 kW / 8000 rpm
Max. Torque	14.6 Nm / 6000 rpm
Max. Speed	> 107 km/h
Cooling System	Liquid
Transmission	CVT

### *Electric System*

Starting System	Electrical starter
Headlight	LED
Taillight	LED
Front Position Lamp	LED
Front/Rear Turning Signal Light	LED
Dashboard	Auto-Dimmer Hi-Tech LED Instrument Panel

Above Specifications are for reference only. Please refer to Certificate to get final Specs

**The information contained in this website may differ from the available models.  
See your SYM dealers for more details. Thank you.**